

Myanmar Script

Learning guide (Revision E)

by Naing Tinnyuntpu

မမ ဝဝ၊
ထထ က၊
အက ပထမ။
က ပါ က ပါ၊
မမရာ၊
ညည လသာသာ။
ညအခါ၊
ငါ စာရ၊
မမ ဝဝ၊
ထထ က။



Table of Contents

Introduction	3
Vowel: A	4
Vowel: E or I	9
Vowel: U	15
Vowel: O	18
Vowel: Ay	22
Vowel: Au	26
Vowel: Un or An	29
Vowel: In	32
Vowel: Eare	36
Vowel: Ain	39
Vowel: Ome	41
Vowel: Ine	43
Vowel: Oon	45
Vowel: Oun	48
Single Tone Group Overview	51
Single Tone: Ate	51
Single Tone: Et	52
Single Tone: Oot	54
Single Tone: Out	55
Single Tone: Ike or It	56
Single Tone: Ut or Up	57
Single Tone: Oat	59
Single Tone: It	60
Double-stacked words	61
Quick Reference Steps	64
Practical Examples	71
Appendix A: Myanmar Alphabetical Table	75
Appendix B: Myanmar Vowels and Tones	76
Revision History	79

Introduction

§1. Myanmar writing system has 33 main letters or characters comparable to 26 alphabets from A-Z in English. Unlike English words which can be formed by combination of alphabets with vowels A,E,I,O,U, which are found within the 26 alphabetical system, Myanmar writing system makes use of additional **vowel shift symbols**, **tone change symbols**, and **consonant modification symbols**.

Vowel shift symbols

§2. **Vowel shift symbol** changes the main letter which ends with English equivalent of vowel "a" to some other vowels. For example, symbols that can change the letter "Pa1" (ပ) to "Pi1" (ပီ), "Pu1" (ပု), "Po2" (ပို့), "Pin2" (ပိင်), "Peare2" (ပေး) are categorized in the Tone System as vowel shift symbols. Vowel shift symbol may also change the tone of the word to an another level in the new vowel group.

Tone change symbols,

§3. **Tone change symbol**, on the other hand, simply changes the tone of the existing word without affecting the vowel of the word. For example, "Pa1" (ပ) can be changed into "Pa2" (ပဲ) in the second tone, and "Pa3" (ပံ) in the third tone with tone change symbols.

Consonant modification symbols

§4. **Consonant modification symbol** neither changes the tone nor the vowel, but modifies the word into a slightly different consonant when expressed in English romanization. For example, "Pa1" (ပ) can be changed to "Pya1" (ပျ) with the consonant modification symbol.

Combinations

§5. Many words in Myanmar written language make use of all three types of symbols. For example, "Pa1" (ပ) becomes "Pin2" (ပင်) with the vowel shift symbol. Then, the word can be modified into "Pyin2" (ပြင်) with the consonant modification symbol. The tone can be further changed, such as "Pyin3" (ပြင်း) with the tone change symbol.

"Pa1"	(ပ)	: original character
"Pin2"	(ပင်)	: Suffix used after the name of the tree
"Pyin2"	(ပြင်)	: to repair
"Pyin3"	(ပြင်း)	: intense

§6. In addition, there are less common characters, double-stacked characters, and other stand alone characters that cannot be combined with other characters and/or symbols.

Vowel A

§7. All 33 main letters belong to a single sound group that ends with inherent vowel "a" and in the first tone in English romanization with *Burmese 1,2,3 Tone System*. Exception: letter that starts with the vowel "A" itself, which is pronounced "Ah1".

Ah1: as in "Art" with silent "rt". (1st. tone)

Ah2: as in "Argentina" with silent "r". (2nd. tone)

Ah3: as in "Artist" with silent "r". (3rd. tone)

Examples:

Only common letters are shown. More frequently used letters are further highlighted.
 For complete list, see [Appendix A](#).

Burmese Script	English Romanization with 1,2,3 Tone System
က	Ka1 (as in "Canadian")
ခ	Kha1 (as in "Christmas"; "crazy")
ဂ	Ga1 (as in "magazine")
ဃ	Ga1 (as in "Greek")
င	Nga1 (as in "cling"; add vowel "a" to this = "nga")
စ	Sa1 (as in "small")
ဆ	Hsa1 ("sa1" with more hissing sound)
ဇ	Za1 (as in "israel")
ဈ	Za1 (as in "Elizabeth")
ည	Nya1 (shorter tone than "Tanya" = Nya2)
တ	Ta1 (as in "tantalize")
ထ	Hta1 (as in "translate"; "tree"; "travel")
ဒ	Hta1 (as in "traffic"; "trouble"; "true")
ဓ	Da1 (as in "derivative")
ဎ	Da1 (as in "Dracula")
န	Na1 (as in "Panama")
ပ	Pa1 (as in "pagoda")
ဖ	Pfa1 (as in "park"; keep lips tight & burst open.)
ဗ	Ba1 (sometimes used to represent "Va1")
ဗ	Ba1 (as in "tablet"; "blame"; "Brunei")

မ	Ma1 (as in "Malaysia")
ယ	Ya1 (as in "Ayatollah")
ရ	Ya1 (sometimes used to represent "Ra1")
လ	La1 (as in "lagoon")
ဝ	Wa1 (as in "Watson")
တ	Tha1 (as in "Methodist"; "three")
ဟ	Ha1 (as in "Hanoi")
အ	Ah1 (as in "American"; "arise"; "approve")

§8. The example below shows how the letter "La1" can be modified into a different consonant using **consonant modification symbol** *ha1-hto3* : ၵ, which looks like an inverted "L" placed below the letter.

လ	La1
ၵ	Hla1

§9. By adding the **tone change symbol** *yay3-cha1* to the main letter, the tone of the letter is changed to the second tone.

The symbol *yay3-cha1* comes in two shapes. The first type is placed at the right side of the letter: ဝ . The second type hovers above the top of the letter: ၶ .

Examples:

Burmese Script	English Romanization with 1,2,3 Tone System
က	Ka ² (as in "cartoon")
ခ	Kha ²
င	Nga ²
စ	Sa ² (as in "Sardine")
ဆ	Hsa ² (as in "NASA")
ည	Nya ² (as in "Tanya")
တ	Ta ² (as in "Toyota"; "victor")
ဒ	Da ² (as in "Da Vinci")
န	Na ² (as in "seminar"; "Natasha")
ပ	Pa ² (as in "Permission" with silent "r")
ဗ	Bya ² (consonant is modified.)
ဘ	Ba ² (as in "Bermuda"; "Bahrain")
မ	Ma ² (as in "Martini"; "Masarati", "Mazada")
ရ	Ya ² (as in "Yamaha")
ရှ	Sha ² (consonant is modified.)
ရွ	Ywa ² (consonant is modified.)
လ	La ² (as in "color")
ဝ	Wa ² (as in "Waterloo")
သ	Tha ² (as in "Mother Theresa")
ဟ	Ha ² (as in "halal"; "harmonica")
အ	Ah ² (as in "Argentina" with silent "r")

§10. End with with an another tone change symbol *wit-sa1-pout*, also called *wit-sa1 hna2 lone3-pout*, that looks like a colon ၵ to change into the third tone.

Examples:

Burmese Script	English Romanization with 1,2,3 Tone System
ကၵ	Ka3 (as in "car" with silent "r")
ခၵ	Kha3 (as in "Gurkha")
ငၵ	Nga3
စၵ	Sa3 (as in "Serbia")
ဆၵ	Hsa3 (as in "service")
ညၵ	Nya3
တၵ	Ta3 (as in "termite")
ထၵ	Hta3
ဓၵ	da3 (as in "darling")
နၵ	Na3 (as in "Banana")
ပၵ	Pa3 (as in "pearl" with silent "rl")
ဖၵ	Pfa3
ဘၵ	Ba3 (as in "bar" with silent "r")
မၵ	Ma3 (as in "mother")
ဖျၵ	Pfya3 (consonant is modified.)
ယၵ	Ya3 (as in "Yugoslavia")
ရှၵ	Sha3 (consonant is modified as in Sherman.)
လၵ	La3 (as in "Dalai Lama")

ဝါး	Wa3 (as in "War")
သား	Tha3 (as in "bother"; "brother")
အား	Ah3 (as in "ardent"; "Amish")

§11. The example below shows how the word "Ka3" in the third tone can be changed into an another consonant by "J" shaped **consonant modification symbol** *ya1-pin1*: ၵ

ကား	Ka3 (as in "car")
ကျား	Kja3 (meaning: Men's Room; tiger)

§12. Similarly, the word "Pa3" in the third tone can be modified into an another consonant by **consonant modification symbol** *ya1-yit*: င

ပါး	Pa3
ပျား	Pya3

VOWEL E or I

§13. The next sound group ends with the vowel "e" or "i" (interchangeable).

- E1: as in "eat" with silent "t".
- E2: as in "Egyptian".
- E3: as in "E-commerce".

The first tone that ends with vowel "e" or "i" can be constructed by adding **vowel shift symbol** *lone3-ji3-tin2*: ဝ that looks like "o" on top of the main letter.

Examples:

ㄱ	Ki1 (as in "keep" with silent "p")
세	Si1 (as in "seat" with silent "t")
니	Nyi1
티	Ti1 (as in "teeth" with silent "th")
히	Hti1
니	Ni1 (as in "neat" with silent "t")
피	Pi1 (as in "Pete" with silent "t")
페	Pfe1
비	Bi1 (as in "beat" with silent "t")
미	Mi1 (as in "meat" with silent "t")
의	Yi1 (as in "yeast" with silent "st")
티	thi1
에	E1 ("eat" with silent "t")

§14. The stand alone character below also belongs to the similar sound and tone group.

어	E1 ("eat" with silent "t")
---	----------------------------

§15. The example below shows how the partial word "Yi1" can be changed into another consonant by **consonant modification symbol** *ha1- hto3* : ဣ.

ရ	Yi1
ရှ	Shi1 (consonant is modified.)

§16. To get the second tone, add downward curve *hsun2-khut* inside *lone3-jj3-tin2*: လှ which is a **tone change symbol**: ။

Examples:

စ	Si2 (as in "seclude"; "seduce")
ဆ	Hsi2 (as in "Taxi"; "xenophobia")
ည	Nyi2
တ	Ti2 (as in "Aunty")
ထ	Hti2
ဒ	De2 (as in "delete"; "Kennedy")
န	Ni2 (as in "Manila")
မ	Mi2 (as in "Milan")
ရ	Yi2
သ	Thi2
အ	E2 (as in "Egyptian"; "Iraqi"; "equator")

§17. Some letters can be combined with the letter Nya1: ည plus a small open bracket shaped symbol that looks like "c" called *thut:* [◌] on top of Nya1: ည[◌] to get the same vowel "e" or "i" sound group in the second tone.

Tha1 သ Nya1-thut ည[◌] is expressed as "dthi2" သည်, which is softer pronunciation of 'thi2". The symbol *thut:* [◌] by itself cannot change the vowel, and cannot be used independently, but *Nya1-thut:* ည[◌] as a whole can be considered as a **vowel shift symbol**.

စ	Sa1 (as in "saloon")
တ	Ta1 (as in "Tamil")
မ	Ma1
ရ	Ya1
သ	Tha1
ည	Nya1
ည [◌]	<i>Nya1-thut</i> (vowel shift symbol)
စည်	Si2 (as in "Taxi")
တည်	Ti2 (as in "Timor")
မည်	Myi2 (as in "meander")
ရည်	Yi2 (also pronounced "Yay2")
သည်	Dthi2 (softer sound of "Thi2" as in "The End") (sometimes pronounced "theare2")
ပြည်	Pyi2 (consonant is modified.)

§18. The stand alone character below also belongs to the similar sound and tone group.

ဤ	E2 (as in "equator")
---	----------------------

§19. End with the *wit-sa1-pout* ဝ to get the third tone.

ကိ	Ki3 (as in "key")
စိ	Si3 (as in "see")
ဆိ	Hsi3
ဇိ	Zi3 (as in "Zebra")
တိ	Ti3 (as in "Tina")
ထိ	Hti3
နိ	Ni3 (as in "near")
မိ	Mi3 (as in "Miami")
သိ	thi3 (as in "thesis")
အိ	E3 (as in "easy")

§20. In the following example, the letter "Pa1" is first modified by the consonant modification symbol *ya1-yit*: င

ပ	Pa1
င	<i>ya1-yit</i> (Consonant modification symbol)
ပေ	Pya1
ပေ	Pyi2 (pronounced "byi2")
ပေ	Pyi3

§21. *Nya1-thut*: ညံ့ can be applied only to a few letters to get the vowel "e" or "i" sound group in the second tone.

After *Nya1-thut*: ညံ့, the tone can be changed from the second to the first by adding **tone change symbol** *out-myit* ◌◌ which looks like a dot at the bottom.

In the example below, the letter **Ka1**: က with the vowel "a" in the **first tone** is first modified by **consonant modification symbol** *ya1-yit*: ကြ to change into **kja1** ကြ. Then, the word "kja1" is shifted into "e" or "i" vowel group with *Nya1-thut*: ညံ့.

To change into the third tone, add *wit-sa1-pout* ◌◌◌ instead of *out-myit* ◌◌.

က	Ka1 (character)
ကြ	<i>ya1-yit</i> (consonant modification symbol)
ကြာ	Kja1
ည	Nya1 (character)
ညံ့	<i>Nya1-thut</i> (vowel shift symbol)
ကြညံ့	Kji2
ကြညံ့◌	Kji1
ကြညံ့◌◌	Kji3
စညံ့◌	Si3 (as in "secret")
တညံ့◌	Ti3 (sometimes pronounced "teare3")
နညံ့◌	Ni3 (sometimes pronounced "Neare3")


VOWEL U

§22. The next sound group ends with the vowel "u",

Yu1: Youth with silent "th".

Yu2: "U" as in "University".

Yu3: "U" as in "User".

The first tone that ends with vowel "u" can be constructed by adding "L" shaped vowel shift symbol called *ta1-choun3-ngin2*:  at the bottom right side of the letter.

Examples:

᠋ᠠᠤ	Ku1
᠋ᠬᠤᠤ	Khu1
᠋ᠬᠤᠰᠤᠤ	Hsu1 (as in "Soup" with silent "p")
᠋ᠲᠤᠤ	Tu1 (as in "tooth" with silent "th")
᠋ᠬᠤᠲᠤᠤ	Htu1
᠋ᠳᠤᠤ	Du1 (as in "dude")
᠋ᠨᠤᠤ	Nu1 (as in "nude")
᠋ᠫᠤᠤ	Pu1
᠋ᠪᠤᠤ	Bu1 (Pronounced "Pfa1" in the word "Pagoda")
᠋ᠲᠤᠬᠤᠤ	Thu1
᠋ᠯᠤᠤ	Lu1 (as in "Luke")

§23. The stand alone character below is usually used for the vowel "u" itself in the first tone. It is a suffix used such as "egg" in "chicken egg". the character itself is called "Et-kha1-ya2 U1".

ㄨ	U1
---	----

§24. Add another "l" shape symbol to the left side of "L" shape to get the **tone change symbol** *hna1-choun3-ngin2*: ㄨㄌ . It changes the word that ends with the vowel "u" from the first to the second tone.

Examples:

ㄨㄌ	Ku2 (as in "Kuwait")
ㄨㄌ	Khu2
ㄨㄌ	Gu2 (as in "Guru")
ㄨㄌ	Su2 (as in "supervisor"; "Sudan")
ㄨㄌ	Hsu2 (as in "tsunami"; "Suzanna"; "Suzuki")
ㄨㄌ	Tu2 (as in "together")
ㄨㄌ	Htu2
ㄨㄌ	Pu2 (as in "pudding")
ㄨㄌ	Pfu2
ㄨㄌ	Pfyu2 (consonant is modified.)
ㄨㄌ	Yu2 (as in "University"; "utensil")
ㄨㄌ	Lu2 (as in "lubrication")
ㄨㄌ	Thu2 (as in "Lithuania")
ㄨㄌ	U2

§25. End with *wit-sa1-pout* ☺ to get the third tone.

Examples:

ကုး	Ku3 (as in "cool" with silent "l")
ခုး	Khu3
စုး	Su3
ဆုး	Hsu3
တုး	Tu3 (as in "Two")
ထုး	Htu3
ဒုး	Du3 (as in "Do")
နုး	Nu3 (as in "noose")
ပုး	Pu3 (as in "police")
ဖုး	Pfu3
ဘုး	Bu3 (as in "Boo!")
မုး	Mu3
ရုး	Yu3
လုး	Lu3 (as in "Lucas")

§26. As for the stand alone character Et-kha1-ya2 U1 ခ in the first tone, use **tone change symbol** *hsun2-khut* ☹ to change into the second tone.

Since downward curve *hsun2-khut* ☹ cannot occur independently without *lone3-ji3-tin2:* ○, this combination is called *lone3-ji3-tin2 hsun2-khut*.

However, no meaningful second tone word exists with this letter. Use *wit-sa1-pout* ㄨ to change into the third tone.

ㄨ	u1
ㄨˊ	u3 (as in "Uzi")

VOWEL O

§27. The next sound group ends with the vowel "o",

O1: as in "Rose".

O2: as in "Oasis".

O3: as as "Old" with silent "ld".

Use vowel shift symbols *lone3-ji3-tin2:* ㄛ and *ta1-choun3-ngin2:* ㄛ to get the vowel "o" sound.

Examples:

ㄛ	Ko2 (as in "Coca Cola")
ㄛ	Kjo2 (consonant is modified.)
ㄛ	Kho2 (as in "khomeini"; "Nicholas")
ㄛ	Cho2 (consonant is modified.)
ㄛ	Ngo2
ㄛ	So2 (as in "Soviet Union")

ဆိ	Hso ²
ညိ	Nyo ²
တိ	Toh ² (extra "h" added to avoid confusion with "to")
ဟိ	Hto ²
ပိ	Po ² (as in "polite"; "Polynesian")
ပြိ	Pyo ² (consonant is modified.)
ပျိ	Pyo ² (consonant is modified.)
ဖိ	Pfo ²
ပြဖိ	Pfyo ² (consonant is modified.)
ဘိ	Bo ²
မိ	Mo ² (as in "Monet"; "Mona Lisa")
မျိ	Myo ² (consonant is modified.)
မိ	Hmo ² (consonant is modified.)
ယိ	Yo ² (as in "Yokohama"; "Yoko Ono")
လိ	Lo ²
ထိ	Tho ²
ဟိ	Ho ² (as in "hotel")
အိ	O ² (as in "Oasis")

§28. An extra Vowel shift symbol *Ya1-thut* ယံ could follow in an exception as with the letter "Ka¹".

ကိုယံ	Ko ² (as in "Kodak"; "co-author")
-------	--

§29. An extra vowel shift symbol *La1-thut* လ follows in exceptions as in the word "Ku1 Dtho2" (merit) and "Bo2" (Army officer).

ကုသိုလ်	Ku1 Dtho2
ဗိုလ်	Bo2

§30. To change into the first tone, use *out-myit* ၵ . To change into the third tone, use *wit-sa1-pout* ဝိ .

Examples:

ဗို	So1 (sometimes read "Zo1")
ပို	Po1 (as in "Post")
မြို	Myo1 (consonant is modified.)
သို	Dtho1
လို	Lo1
ကို	Ko3 (as in "cold")
ကြို	Kjo3 (consonant is modified.)
ကျို	Kjo3 (consonant is modified.)
ခို	Kho3 (as in "Nichole")
ချို	Cho3 (consonant is modified.)
စို	So3 (as in "so")
ဆို	Hso3
တို	Toe3 (as in "toe")

ဟို	Hto3
နို	No3 (as in "no")
ဖို	Hno3 (consonant is modified.)
ပို	Po3 (as in "pole")
ဘို	Bo3 (as in "bold")
မို	Mo3 (as in "more")
မိ	Myo3 (consonant is modified.)
သို	Tho3 (as in "although")
ထို	Hto3

§31. An exceptional case for the letter Ka1 က is possible when spelled with an extra Vowel shift symbol *Ya1-thut* ယ်.

ကိုယ်	Ko1 (as in "colt")
-------	--------------------

VOWEL Ay

§32.

Ay1: as in "Ace" with silent "ce".

Ay2: as in "Alienate"

Ay3: as in "Asia"

Vowel "Ay" in the second (neutral) tone can be created by adding vowel shift symbol *thway2-hto3* ၵ which looks like an upside down "e". *Thway2-hto3* ၵ always comes at the left side of the letter. Exception: Use *Nya1-thut* ၵ as in *Shay2*: ရှည်

As with above examples, to change into the first tone, use *out-myit* ၵ . To change into the third tone, use *wit-sa1-pout* ၵ .

Examples:

ကျ	Kjay2 (consonant is modified.)
စ	Say2
န	Nay2
ပ	Pay2
ဖ	Pfay2
ဖြ	Pfyay2 (consonant is modified.)
မ	May2 (as in "May I?")
ရ	Yay2

ရှည်	Shay ² (consonant is modified.)
ရွှါ	Shway ² (consonant is modified.)
လေ	Lay ²
ဝေ	Way ²
သေ	Thay ²
နေ	Nay ²
မေ့	May ¹ (as in "maize" with silent "ze")
ရေ	Yay ¹
ရှေ့	Shay ¹ (consonant is modified.)
ရွှေ့	Shway ¹ (consonant is modified.)
ဟေ့	Hay ¹
ကြေ့	Kjay ³ (consonant is modified.)
ကျေ့	Kjay ³ (consonant is modified.)
ဆေ့	Hsay ³ (as in "say")
ဈေ့	Zay ³
ဌေ့	Htay ³
တေ့	Tay ³
တွေ့	Tway ³ (consonant is modified.)
ပေ့	Pay ³ (as in "pay")
မေ့	May ³
ရေ့	Yay ³
ရှေ့	Shay ³ (consonant is modified.)
လေ့	Lay ³ (as in "lay")
ဝေ့	Way ³ (as in "away")

ထေး:	Thay3
ထွေး:	Thway3 (consonant is modified.)
အေး:	Ay3

§33. The stand alone character below known as "Et-kha1-ya2 ay3" is already in the third tone. But, it can also be pronounced in the second tone as in Ay2 Ya2 Wa1 Di2 ရေဥာ ဝတီ river.

ဧ	Ay3 (or) Ay2
---	--------------

§34. The stand alone character below known as "Yway1" is pronounced as the name itself.

၍	Yway1
---	-------

§35. The following example shows how the letter Ma1: မ can be modified by consonant modification symbols ya1-yit: [] , wa1-hsweare3: Δ below the letter, which is either "o" or triangle shape depending on the font type, and ha1-hto3: ၵ . Ha1-hto3 is an inverted "L" shape in the original form, and appears as a short hyphen shape to the left side of wa1-hsweare3: Δ like this: ၵΔ

မ	Ma1
[]	ya1-yit (Consonant modification symbol)
မ	May2 (as in "May I?")

၆၆	Myay2 (Consonant is modified.)
၆၆:	Myay3 (Consonant is modified.)
၆၆	Mway2 (Consonant is modified.)
၆၆	Mway2 (Consonant is modified.)
၆၆	Hmway2 (Consonant is modified.)
၆၆:	Mway3 (Consonant is modified.)
၆၆:	Hmway3 (Consonant is modified.)

§36. Another example shows how the letter La1 လ is changed into "Ay" vowel ending by vowel shift symbol Thway2-hto3 ၵ , and again modified by consonant modification symbol

ha1- hto3 : ၵ

လ	La1
လ	Lay2
လ	Hlay2

VOWEL Au

§37.

Au1: As in "Auction".

Au2: as in "Australia".

Au3: as in "August".

This vowel is a bit odd. The letters must first be in the second tone by **tone change symbol yay3-cha1**: ဝ or ၎ on the right side. Then, add **vowel shift symbol Thway2-hto3** ၵ on the left side of the letter to get the third tone with the vowel "Au". Unlike other vowels so far, "Au" already starts in the third tone, so **tone change symbol wit-sa1-pout** ၶ is not used.

Examples:

ကာ	Ka2 (as in "cartoon")
ခါ	Kha2
မာ	Ma2 (as in "Martini")
ကော	Kau3 (as in "call" with silent "l")
ခေါ	Khau3 (as in "chorus")
တော	Tau3 (as in "Taurus")
ဒေါ	Dau3 (as in "doll" with silent "t")
ပေါ	Pau3 (as in "Paul" with silent "l")
မော	Mau3 (as in "mall" with silent "l")
ရော	Yau3 (as in "yogurt")
လော	Lau3 (as in "Law")

ထော့	Thau3 (as in "Thomas"; "authority")
ဟော့	Hau3 (as in "hall" with silent "l")

§38. The stand alone character "Et-kha1-ya2 Au3" below is usually used for the vowel "Au3" in the third tone.

အ	Au3 (as in "August")
---	----------------------

§39. For the second tone, add symbol *thut*: ^c on top of *tone change symbol yay3-cha1*: ^o or ^l. This small "c" shaped (*thut*) when used in combination with several letters such as Nya1, La1, Ya1, Sa1, Nga1, etc., acts as a *vowel shift symbol*. However, when it goes on top of *tone change symbol yay3-cha1*: ^o or ^l, it acts as a *tone change symbol*, and it is called *shay1-hto3* ^o or ^l

Examples:

ကော့	Kau2 (as in "cauliflower".)
ခော့	Khau2
ဆော့	Hsau2 (as in "solidarity")
ဇော့	Zau2
တော့	Tau2 (as in "torpedo")
ဒော့	Dau2 (as in "domino")
နော့	Nau2 (as in "neither nor")
ပော့	Pau2 (as in "politician")

ပျော်	Pyau2 (consonant is modified.)
ဖော်	Pfau2
မော်	Mau2
ရော်	Yau2
သော်	Thau2
အော်	Au2 (as in "Australia")

§40. The stand alone character "Au3" can be modified into "Au2" in the same way.

သော်	Au2
------	-----

§41. To change into the first tone to the word with vowel "Au1" from the original "Au3" in the third tone, use *tone change symbol out-myt* ◦ instead of *shay1-hto3* ၵ or ၶ.

Examples:

ဆော်◦	Hsau1 (as in "salt" with silent "l")
တော်◦	Tau1 (as in "top" with silent "p")
ပေါ့◦	Pau1 (as in "pulse" with silent "l")
ဖော်◦	Pfau1
မော်◦	Mau1 (as in "Malt" with silent "l")
သော်◦	Thau1 (as in "thought" with silent "t")

VOWEL Un (or) An

§42. In the tone system, vowel "un" is sometimes expressed by the variant "an" in English romanization to avoid ambiguity.

Un1: as in "Aunt" with silent "t".

Un2: as in "Understanding".

Un3: as in "Under".

Use vowel shift symbols *Na1-thut*: န̣ or *Ma1-thut*: မ̣ at the right side of the letter, or *thay3- thay3-tin2* ° on top of the letter to get the vowel "Un" in the second tone.

Na1-thut: န̣ is a "c" shaped small open bracket *thut* on top of the letter *Na1* န̣ .

Ma1-thut: မ̣ is a "c" on top of the letter *Ma1* မ̣ , and

thay3- thay3-tin2 ° is a dot on top of the letter itself.

Na1-ji3-thut န̣̃ is less common.

Examples:

ကန̣	Kun2 (spelled with <i>Na1-thut</i>)
ကံ̣	Kun2 (spelled with <i>thay3-thay3-tin2</i>)
ခ̣	Khan2
င̣	Ngan2
စ̣	Sun2
ဆန̣	Hsun2

ညံ	Nyan2
ညာဏ်	Nyan2 (spelled with with <i>Na1-ji3-thut</i>)
တန်	Tan2
ဒဏ်	Dun2
နံ	Nun2
နာမ်	Nun2
ပန်	Pan2
ဖန်	Pfun2
ဘဏ်	Bun2
မံ	Mun2 (as in "mundane")
ရန်	Yan2 (as in "Yangon")
လန်	Lun2
သန်	Thun2
ဟန်	Hun2
အံ	Un2 (as in "understanding")

§43. The following example shows how the word "Mun2" can be modified by consonant

modification symbols *ya1-yit*: ့ and *ha1- hto3*: ျ.


မ	Ma1
မန်	Mun2
မံန်	Myan2 (as in "Myanmar")
မံန်	Hmun2


§44. To change into the first tone, use *out-myit* ၵ . To change into the third tone, use *wit-sa1-pout* ၵ .

Examples:

ကန့်	Kun3 (as in "cunning" with silent "n")
ကမ်	Kun3 (as in "come" with silent "m")
ခန့်	Khan3
ငန့်	Ngan3
စန့်	Sun3 (as in "sunny".)
ဆန့်	Hsun3
ငမ်	Nyan3 (consonant is modified.)
တန့်	Tan3
ထန့်	Htan3
ထမ်	Htan3
နမ်	Nun3 (as in "nun"; "none")
ပန့်	Pan3 (as in "pundit")
ဖမ်	Pfun3
ရမ်	Yan3 (as in "young")
လမ်	Lun3 (as in "London")
သန့်	Thun3 (as in "thunder")
အမ်	Un3 (as in "under")
ကံ	Kun1

ခန့်	Khan1 (as in British "Can't")
ဆန့်	Hsun1
ညှိ	Nyan1
လန့်	Lun1
အံ့	Un1 (as in "Aunt" with silent "t")

§45. The following example shows how the word "Kun3" can be modified by consonant modification symbol *ya1-yit*:  .

ကမ်:	Kun3
 ကမ်:	Kjan3 (consonant is modified.)



VOWEL In

§46.

In1: as in "Ink" with silent "k".

In2: as in "insane".

In3: as in stressed "Inn".

Use vowel shift symbols *Nga1-thut*:  or *Nya1-ga1-lay3-thut*:  at the right side of the character to get the vowel "In" in the second tone.

Examples:

ကမ်	Kin2
-----	------

ခင်	Khin2
ချင်	Chin2 (consonant is modified.)
စင်	Sin2
စင်	Sin2 (as in "sincerely")
ဆင်	Hsin2
ဇင်	Zin2
ညင်	Nyin2
တင်	Tin2
ထင်	Htin2
နင်	Nin2
ပင်	Pin2
ဖင်	Pfin2
မှင်	Hmin2 (consonant is modified.)
မြင်	Myin2 (consonant is modified.)
ယင်	Yin2
ယာင်	Yin2
ယင်	Yin2
ရင်	Yin2
ရှင်	Shin2 (consonant is modified.)
လင်	Lin2
ဝင်	Win2
သင်	Thin2
အင်	In2 (as in "instruction": "interactive")

§47. In some uncommon words, *nga1-ga1-lay3-thut*, also called *kin3-si3:* ^ε, which is a small *Nga1-thut:* ^ε that goes on top of the letter, is used. Example below explains the phrase and breaks it down into words.

မင်္ဂလာပါ	Min2 gla2 pa2 (formal greeting)
မင်	Min2
ဂ	Ga1
လာ	La2
ပါ	Pa2 (pronounced as "ba2")

§48. To change into the first tone, use *out-myyit* ၵ . To change into the third tone, use *wit-sa1-pout* ၶ .

Examples:

ကင်း	Kin3 (as in "kinship.")
ကျင်း	Kjin3 (consonant is modified.)
ခင်း	Khin3
ခြင်း	Chin3 (consonant is modified.)
ခွင်း	Khwin3 (consonant is modified.)
ငြင်း	Nyin3 (consonant is modified.)
တင်း	Tin3 (as in "tin can")
ထင်း	Htin3
ဒင်း	Din3 (as in "dim" with silent "m"; "dinner")
နင်း	Nin3

နင်း	Hnin3 (consonant is modified.)
ပင်း	Pin3 (as in "pin")
ပြင်း	Pyin3 (consonant is modified.)
မင်း	Min3
မြင်း	Myin3 (consonant is modified.)
ရင်း	Yin3
ရှင်း	Shin3 (consonant is modified.)
လင်း	Lin3
ဝင်း	Win3 (as in "win")
သင်း	Thin3 (as in "thin")
ဟင်း	Hin3
အင်း	In3 (as in "Inn")
ဆင်း	Hsin1 (as in "Sink" with silent "k".)
နင်	Nin1
နင်	Hnin1 (consonant is modified.)
ပင်	Pin1 (as in "pimp" with silent "mp")
မြင်	Myin1 (consonant is modified.)
ရင်	Yin1
ရှင်	Shin1 (consonant is modified.)
သင်	Thin1 (as in "think" with silent "k")

VOWEL Eare


§49.

Eare1: as in "ethical".

Eare2: as in "elementary" with silent "l" ending.

Eare3: as in "Air"

Unlike other vowels, vowel "Eare" can be shifted into either the third tone or the second tone from the original letters using vowel shift symbols.

"Eare" in the third tone can be constructed by adding vowel shift symbol *nout-pyit*:  that looks like a back slash (\) on top of the main letter.

In some exceptions, *Nya1-thut* + *wit-sa1-pout*:  are also used to get the third tone.

Examples:

ကဲ	Keare3 (as in "care")
ခဲ	Kheare3
ဂဲ	Geare3 (as in "girl" with silent "rl")
စဲ	Seare3 (as in "cell" with silent "l")
ဆဲ	Hseare3 (as in "sell" with silent "l")
ဇဲ	Zweare3 (consonant is modified.)
တဲ	Teare3 (as in "tear")
တဲး	Teare3 (also pronounced "Ti3")
နဲး	Neare3 (also pronounced "Ni3")

ပ	Peare3 (as in "pair")
ပေ	Pweare3 (consonant is modified.)
ပေ	Pyeare3 (consonant is modified.)
ဖေ	Pfeare3
ဘေ	Beare3 (as in "bear")
မေ	Meare3 (as in "nightmare")
မေ	Mweare3 (consonant is modified.)
မေ	Myeare3 (consonant is modified.)
ယေ	Yeare3
လေ	Leare3 (as in "Lary")
ဝေ	Weare3 (as in "wear")
သေ	Theare3
ဟေ	Heare3 (as in "Hair" with silent "r")
အေ	Eare3 (as in "air"; "Elvis" with silent "l")

§50. Use To change into the first tone, use *out-myit* ၵ to get the first tone.

Examples:

ညေ	Keare1
ခေ	Kheare1
တညေ	Teare1
ထညေ	Hteare1
ပေ	Peare1 (as in "pelt" with silent "l")
မေ	Meare1 (as in "melt" with silent "l")

ရဲ	Yeare1
လဲ	Leare1 (as in "leopard")
လှည့်	Hleare1 (consonant is modified.)
ယဲ	Heare1 (as in "help" with silent "lp")
ဧည့်	Eare1 (as in "Edward")

§51. Vowel shift symbol *Ya1-pet-let thut* : ယ် or *Nya1-thu*: ည် can be used to get the vowel "Eare" in the second tone from the original character with the vowel "A" in the first tone.

Examples:

က	Ka1
ကယ်	Keare2 (as in "Michael" with silent "l")
ကြယ်	Kjeare2 (consonant is modified.)
ငယ်	Ngeare2
ထည့်	Hteare2
နယ်	Neare2 (as in "penalty" with silent "l")
ပယ်	Peare2 (as in "Opel" with silent "l")
ဖယ်	Pfeare2
ဘယ်	Beare2 (as in "ballerina")
မယ်	Meare2 (as in "Melamine"; "Melbourne")
ရယ်	Yeare2
ရှယ်	Sheare2 (consonant is modified.)
ရွယ်	Yweare2 (consonant is modified.)
လည်	Leare2

လွယ်	Lweare2 (consonant is modified.)
ဝယ်	Weare2
သယ်	Theare2
ဟယ်	Heare2




VOWEL Ain


§52.

Ain1: as in "taint" with silent "t".

Ain2: as in "Captain".






Ain3: as in "maintain".

Use "o" shape vowel shift symbol *lone3-ji3-tin2*:  in combination with either vowel shift symbol *Ma1-thut*:  or *Na1-thut*:  to get the vowel "Ain" in the second (neutral) tone.

Several words in this vowel category make use of consonant modification symbol *ya1-yit*: 

and *ya1-pin1*: .

Examples:

	Kjain2 (consonant is modified.)
	Chain2 (consonant is modified.)
	Gain2
	Nyain2 (consonant is modified.)
	Sain2

စိမ်	Sain2
တိမ်	Tain2 (as in "Captain")
ထိန်	Htain2
ပိန်	Pain2
မြိန်	Myain2 (consonant is modified.)
လိမ်	Lain2
အိမ်	Ain2

§53. Just like other normal vowels, use *out-myit* ◦ to change into the first tone, and use *wit-sa1-pout* ∴ to change into the third tone.

Examples:

ဉိမ်	Nyain1
နိမ်	Nain1
မိန်	Main1
ဂိမ်	Gain3 (as in "gain")
ြိမ်	Nyain3 (consonant is modified.)
စိမ်	Sain3 (as in "sane")
ထိန်	Htain3
မိန်	Main3 (as in "main")
ယိမ်	Yain3
လိမ်	Lain3 (as in "lane")

သိမ်း	Thain3
ဟိန်း	Hain3

VOWEL "Ome"

§54.

- Ome1: as in "Comb" without consonant "c" and silent "b".
- Ome2: as in "bona-fide"
- Ome3: as in "Only".

In the tone system, several words with the vowel "Ome" is spelled with "n" to avoid confusion with existing English words. For example, "Sone2" instead of "Some2". On the other hand, "Gome2" with "m" is used instead of "Gone2".

The words with vowel "Ome" are not modified from the original letters in vowel "a1" ending, but shifted from other words with vowel "u1". The words with vowel "u1" as shown earlier are

constructed by adding *ta1-choun3-ngin2*: ၵ .

§55. Vowel shift symbols *Na1-thut*: ၵ or *thay3-thay3-tin2* ° are used more frequently than *Na1-ji3-thut*: ၵ . Theoretically, it is also possible to use *Ma1-thut*: ၵ but those words come in the form of double-stacked *Ma1* ၵ with hidden *thut*: ၵ .

ကု	Ku1
ကုန်	Kone2
ကျံ	Kjone2 (consonant is modified.)
ခုံ	Khone2
ခုန်	Khone2
ချံ	Chone2 (consonant is modified.)

ဂုဏ်	gome2
ငုံ	Ngome2
စုံ	Sone2
ဆုံ	Hsone2
ဆုန်	Hsone2
ဇုန်	Zone2
တုန်	Tone2
ထုန်	Htone2
ပုံ	Pone2
ဖုန်	Pfone2
သုံ	Bone2 (as in "bona-fide")

§56. Just like other normal vowels, use *tone change symbol out-myyit* ◌ to change into the first tone, and use *wit-sa1-pout* ◌ to change into the third tone.

ကုန်း	Kone2 (as in "cone")
ချံး	Chone3 (consonant is modified.)
စုန်း	Sone3 (as in "chromosome" with silent "m")
ဆုံး	Hsone3
တုံး	Tone3 (as in "tone")
တုန်း	Tone3 (as in "tone")
ထုံး	Htone3

ဒုံ	Dome3 (as in "dome")
-----	----------------------





ကျဲ	Kjone1 (consonant is modified.)
တုံ	Tone1
မုန်	Mone1
လှဲ	Hlone1 (consonant is modified.)

VOWEL Ine (or) Ime

§57.

- Ine1: as in "Bryant" without "r" and silent "t".
- Ine2: as in "Carbine".
- Ine3: as in "Combine".

The words with vowel "Ine" in the neutral second tones are not modified from the original letters in vowel "a1" ending, but shifted from other words with vowel "o2". The words with vowel

"o2" as shown earlier are constructed by adding *ta1-choun3-ngin2*:  at the bottom, and *lone3-ji3-tin2*:  on top of the letter. Vowel shift symbol *Nga1-thut*:  or *Na1-ji3-thut*:  is used to shift the word already in vowel "o2" to "Ine2".

ကို	Ko2
ကိုင်	Kine2

ကျိင်	Kjine2 (consonant is modified.)
ခိင်	Khine2
ငိင်	Ngine2
ဆိင်	Hsine2
တိင်	Tine2
ထိင်	Htine2
ဒိင်	Dine2
နိင်	Nine2 (as in "nineteen")
ပိင်	Pine2
ပြိင်	Pyine2 (consonant is modified.)
ဖိင်	Pfine2
မိင်	Mine2 (as in "minutely small")
မြိင်	Myine2 (consonant is modified.)
ယိင်	Yine2
ဝိင်	Wine2
အိင်	Iine2

§58. Use *wit-sa1-pout* ဝဲ to change into the third tone and *out-myit* ဝဲ for the first tone, but the words with vowel "ime" or "ine" in the first tone are not very common.

ကျိင်း	Kyine3 (consonant is modified.)
ခိင်း	Khine3
ဂိင်း	Gine3 using င်

တိုင်း	Tine3 (as in "tiny")
ထိုင်း	Htine3
ဒိုင်း	Dine3 (as in "dine")
ပိုင်း	Pine3 (as in "pine")
မိုင်း	Mine3 (as in "mine")
ရှိုင်း	Yine3
လိုင်း	Line3 (as in "line")
ဝိုင်း	Wine3 (as in "wine")
သိုင်း	Thine3
ကြိုင်း	Kjine1 (consonant is modified.)

VOWEL Oon


§59.



oon1: similar to "doont" sound in "couldn't".







oon2: as in "carbon".

oon3: as in "Cartoon".

This vowel is different. The original letter must be first modified by **Consonant modification**

symbol wa1-hsweare3:  at the bottom to modify the letters into slightly different consonants

with "wa1" sound except for the character "Wa1:  " itself. Examples: "Kwa1:  ",

"Khwa1:  ", "Swa1:  ", "Zwa1:  ", "Pwa1:  ", "Ywa1:  ", "Thwa1:  ", and so on.

The letters are then shifted from vowel "a1" to "oon2" with *Na1-thut* or *thay3- thay3-tin2* in some cases. Curiously, "wa1" sound becomes silent after *Na1-thut*. For example, "Mwa1" + *Na1-thut* = "Moon2", not "Mwoon2".

ကွ	Kwa1
ကွန်	Koon2
ကျွန်	Kjoon2 (consonant is modified.)
ခွန်	Khoon2
စွန်	Soon2
ဆွန်	Hsoon2
ဇွန်	Zoon2
ညွန်	Hnyoon2 (consonant is modified.)
တွန်	Toon2
ဟွန်	Htoon2
မွန်	Moon2
ယွန်	Yoon2
လွန်	Loon2
ဝွန်	Woon2
သွန်	Thoon2

§60. Use *wit-sa1-pout* to change into the third tone and *out-myit* to change into the first tone.

ကျွန်း	Kjoo <u>3</u> (consonant is modified.)
ခွန်း	Khoo <u>3</u>
ဂွန်း	Goo <u>3</u> (as in "lagoon")
စွန်း	Soo <u>3</u> (as in "soon")
ဆွန်း	Hsoo <u>3</u>
ဇွန်း	Zoo <u>3</u> (as in "zoom" with silent "m")
ညွန်း	Hnyoo <u>3</u> (consonant is modified.)
တွန်း	Too <u>3</u> (as in "cartoon")
ဟွန်း	Htoo <u>3</u>
နွန်း	Noo <u>3</u> (as in "afternoon")
ပွန်း	Poo <u>3</u> (as in "spoon")
ယွန်း	Yoo <u>3</u> (as in "Carl Jung")
လွန်း	Loo <u>3</u> (as in "balloon")
ဟွန်း	Hoo <u>3</u>

စွန်း	Soon <u>1</u>
ညွန်း	Nyoo <u>1</u>
တွန်း	Toon <u>1</u>
အွန်း	Oon <u>1</u>

VOWEL Oun

§61.

Oun1: as in "Count"

Oun2: as in "Counter-strike".

Oun3: as in "Counsel".

To get this vowel, first use *yay3-cha1*: ဝ or ၵ. Then use *Thway2-hto3* ၆ on the left side and *Nga1-thut*: င on the right side. "Ka2: ကာ" + "oun2: ၆ ဝ င" = "Koun2: ကောင့်".

Use *wit-sa1-pout* ၵ to change into the third tone and *out-myit* ၵ to change into the first tone.

ကာ	Ka2
ကောင့်	Koun2
ကြောင့်	Kjoun2 (consonant is modified.)
ခေါင်	Khoun2
စေါင်	Soun2
ဆောင့်	Hsoun2
ညောင့်	Nyoun2
တောင့်	Toun2
ထောင့်	Htoun2

နောင်	Noun2
ပေါင်	Poun2
ဖေါင်	Pfoun2
ဘောင်	Boun2
မောင်	Moun2
ယောင်	Youn2
ရောင်	Youn2
လောင်	Loun2
သောင်	Thoun2
ဟောင်	Houn2
အောင်	Oun2
ကောင်း	Koun3
ကြောင်း	Kjoun3 (consonant is modified.)
ကျောင်း	Kjoun3 (consonant is modified.)
ခေါင်း	Khoun3 (or) Goun3
ခြောင်း	Choun3 (consonant is modified.)
ချောင်း	Choun3 (consonant is modified.)
စောင်း	Soun3 (as in "sound" with silent "d")
ဆောင်း	Hsoun3
ညောင်း	Nyoun3
တောင်း	Toun3 (as in "town")
ထောင်း	Htoun3
ဒေါင်း	Doun3 (as in "down")
ပေါင်း	Poun3 (as in "pound")

ပြောင်း	Pyoun3 (consonant is modified.)
ဖောင်း	Pfoun3
ဘောင်း	Boun3 (as in "boun <u>ty</u> ")
မောင်း	Moun3
မြောင်း	Myoun3 (consonant is modified.)
ယောင်း	Youn3
ရောင်း	Youn3
လောင်း	Loun3 (as in "lau <u>nd</u> ry")
ဟောင်း	Houn3 (as in "grey <u>hou</u> nd")
အောင်း	Oun3
ကြောင်း	Kjoun1 (consonant is modified.)
စောင်း	Soun1
ဆောင်း	Hsoun1
တောင်း	Toun1
ထောင်း	Htoun1 (read as "Doun1")
ဖြောင်း	Pfyoun1 (consonant is modified.)
အောင်း	oun1

Single Tones Group Overview

§62. There are eight categories of single tones which can be represented by English spelling satisfactorily. Spellings in the Single tone Groups are standardized in the tone system with the use of "t" ending whenever possible. The aim is to reduce variations to a minimum. The words must be pronounced without ending sound. For example, "Date" should be pronounced with silent "te".

Single Tone (c1) Ate

§63. Use either *Ta1-thut*: ဝ် or *Pa1-thut*: ဝ် in most cases.

ကိတ်	Kate
ကြိတ်	Kjate (consonant is modified.)
ကိစ္စ	Kate Sa ¹
စိတ်	Sate
ဆိတ်	Hsate
ဆိပ်	Hsate
တိတ်	Tate
ထိတ်	Htate
ထိပ်	Htate
နှိပ်	Hnate (consonant is modified.)

ပိတ်	Pate
ဖိတ်	Pfate
မိတ်	Mate
ရိတ်	Yate
ရိတ်	Yate
လိတ်	Late
သိတ်	Thate
သိတ်	Thate
အိတ်	Ate
အိတ်	Ate





Single Tone (c2) Et

§64. Use *Ka1-thut*: က်

ကြက်	Kjet (consonant is modified.)
ကျက်	Kjet (consonant is modified.)
ခက်	Khet
ချက်	Chet (consonant is modified.)
ခြက်	Chet (consonant is modified.)
ဂက်(စ်)	Get(s) (English word "gas")

တက်	Tet
ထက်	Htet
နက်	Net
ပက်	Pet
ဖက်	Pfet
ဘက်	Bet
မက်	Met
မျက်	Myet (consonant is modified.)
မြက်	Myet (consonant is modified.)
ရက်	Yet
ရှက်	Shet (consonant is modified.)
ရွက်	Ywet (consonant is modified.)
ယှက်	Shet (consonant is modified.)
လက်	Let
ဝက်	Wet
သက်	Thet
အက်	et

Single Tone (c3) Oot

§65. Use *wa1-hsweare3*:  below the letter except in the letter "Wa1:  " to modify the consonant. Then use *Ta1-thut*:  or *Pa1-thut*: .

ကျတ်	Kjoot (consonant is modified.)
ခွပ်	Khoot
စွတ်	Soot
စွပ်	Soot
ဇွတ်	Zoot
ထွတ်	Htoot
ပွတ်	Poot
ဖွတ်	Pfoot
ဝတ်	Woot
သွတ်	Thoot
သွပ်	Thoot

Single Tone (c4) Out

§66. Use *Thway2-hto3* ㊦ + *yay3-cha1:* ㊦ or ㊦ + *Ka1-thut:* ㊦.

ကောက်	Kout
ကြောက်	Kjout (consonant is modified.)
ကျောက်	Kjout (consonant is modified.)
ခေါက်	Khout
ခြောက်	Chout (consonant is modified.)
ချောက်	Chout (consonant is modified.)
ဆောက်	Hsout
တောက်	Tout
ထောက်	Htout
နောက်	Nout
ပါက်	Pout
ပြောက်	Pyout (consonant is modified.)
ပျောက်	Pyout (consonant is modified.)
ဖောက်	Pfout
မောက်	Mout
မြောက်	Myout (consonant is modified.)
ပျောက်	Myout (consonant is modified.)
မှောက်	Hmout (consonant is modified.)
ရောက်	Yout

လောက်	Lout
သောက်	Thout
ဟောက်	Hout
အောက်	Out

Single Tone (c5) Ike (or) Ite

§67. Use lone3-ji3-tin2: ^o + ta1-choun3-ngin2: _l + Ka1-thut: က်

ကိုက်	Kite
ကြိုက်	Kjite (consonant is modified.)
ကျိုက်	Kjite (consonant is modified.)
ခိုက်	Khite
ငိုက်	Ngite
စိုက်	Site
ဆိုက်	Hsite
တိုက်	Tite
ထိုက်	Htite
နှိုက်	Hnite (consonant is modified.)
ပိုက်	Pike
ဗိုက်	Bite
မိုက်	Mite

ရိုက်	Yite
လိုက်	Lite
သိုက်	Thite
ဟိုက်	Hite
အိုက်	lke

§68. The stand alone character below means "at".

ဧ	Hnite
---	-------

Single Tone (c6) Ut (or) Up

§69. Use *Pa1-thut*: ဝ် or *Ta1-thut*: ဝ် . *Da1-thut*: ဝ် , *yay3-cha1* + *Ta1-thut*: ဝ် or *yay3-cha1* + *Ba1-thut*: ဝ် are used in exceptional cases.

ကပ်	Kut
ကဒ်	Kut (English word, "Card")
ကျပ်	Kjut (consonant is modified.)
ကြပ်	Kjut (consonant is modified.)
ခပ်	Khut
ချပ်	Chut (consonant is modified.)

ငတ်	Ngut
စပ်	Sut
ဆတ်	Hsut
ဇတ်	Zut
ညှပ်	Hnyut (consonant is modified.)
တပ်	Tut
တတ်	Tut
ထပ်	Htut
ဝတ်	Dut
နတ်	Nut
နှပ်	Hnut (consonant is modified.)
ပတ်	Pup
ပြတ်	Pyut (consonant is modified.)
ဖတ်	Pfut
လတ်	Lut
မတ်	Mut
မှတ်	Hmut (consonant is modified.)
မြတ်	Myut (consonant is modified.)
ရပ်	Yut
လျှပ်	Hlyut (consonant is modified.)
သတ်	Thut
သပ်	Thut
ဟပ်	Hut
အပ်	Ut

Single Tone (c7) Oat

§70. Use *ta1-choun3-ngin2*: ၵ plus either *Pa1-thut*: ဝ် or *Ta1-thut*: ဝ် .

ကုတ်	Koat
ကျပ်	Kjoat (consonant is modified.)
ခုတ်	Khoat
ချပ်	Choat (consonant is modified.)
ဂုတ်	Goat
ဂုတ်	Ngoat
စုပ်	Soat
ဆုတ်	Hsoat
တုတ်	Toat
ထုပ်	Htoat
နွတ်	Hnoat (consonant is modified.)
နုတ်	Hnoat (without <i>ha1-hto3</i>)
ပုတ်	Poat
ပုပ်	Poat
ဖုတ်	Pfoat
မုတ်	Hmoat (consonant is modified.)
မြပ်	Myoat (consonant is modified.)
ရုပ်	Yoat

ရုတ်	Yoat
လုတ်	Loat
သုတ်	Thoat
အုတ်	Oat

§71. The following is an exception with *Et-kha1-ya2 U1*: ဥ and *Sa1-thut*: ဖ် .

ဥစ္စာ	Oat Sa2
ဥစ်	Oat
စာ	Sa2

Single Tone (c8) It

§72. Use *Sa1-thut*: ဖ် in most cases. *Thway2-hto3* ဧ + *Ta1-thut*: ဝ် is used in exceptional cases.

ခေတ်	Khit
ချစ်	Chit (consonant is modified.)
စစ်	Sit
ဆစ်	Hsit

ညစ်	Nyit
တစ်	Tit
ထစ်	Htit
နစ်	Nit
နှစ်	Hnit (consonant is modified.)
ပစ်	Pyit (Exception: Not "Pit")
ဖြစ်	Pfyit (consonant is modified.)
ရစ်	Yit
လစ်	Lit
သစ်	Thit

Double stacked Words

§73. Examples below show how double-stacked words are pronounced.

ဗန္ဓုလ	Bun2 Du1 La1 (Burmese Hero)
ဗန်	Bun2 (Add hidden " <i>thut</i> ")
ဗု - ဓု	Du1 = Du1
လ	La1

ဥက္ကဋ္ဌ	Oat Ka1 Hta1 (Chairman)
ဥ - အု	U1 = U1 (same sound)

အုတ်	Oat (Add hidden "thut")
က	Ka1
ဥ	Hta1

ကမ္ဘာ	Ka1 Ba2 (the World)
ကမ်	Kun2
က	Ka1 (<i>Ma-thut</i> becomes silent in this case.)
ဘာ	Ba2

မေတ္တာ	Myit Ta2 (Loving-Kindness)
မေတ်	Mit similar to "Khit" spelling below.
ခေတ်	Khit
မြေတ်	Myit (Add hidden <i>ya1-yit</i>) and (<i>thut</i>)
တာ	Ta2

မန္တလေး	Mun3 da1 Lay3 (Mandalay City)
မန်	Mun3 (Add hidden "thut" & "wit-sa1-pout".)
တ	Ta1 (Soften to "da1" when spoken.)
လေး	Lay3

သင်္ကြန်	Thin3 Kjan2 (Burmese Water Festival)
သင်	Thin3
ကြန်	Kjan2

ကမ္မဋ္ဌာန်း	Kun2 Ma1 Htun3
ကမ်	Kun2
မ	Ma1
ဋ္ဌာန်း	Htun3

Quick Reference Steps

§74. Step 1: Do you recognize the main letter? Find out how the initial consonant sounds:
Does it have "K" sound as in က ? "N" sound as in န ?

က "k"	ခ "kh"	ဂ "g"	ဃ "g"	င "ng"	စ "s"	ဆ "hs"
ဇ "z"	ည "z"	ဉ "ny"	ဋ "ht"	ဏ "n"	တ "t"	ထ "ht"
ဒ "d"	ဓ "d"	န "n"	ပ "p"	ဖ "pf"	ဗ "b"	ဘ "b"
မ "m"	ယ "y"	ရ "y"	လ "l"	ဝ "w"	သ "th"	ဟ "h"
အ "a" "e" "i" "o" "u"						

§75. Step 2: Are there consonant modification symbols? They will only slightly modify how the consonant will sound. Consonants are the first letters before the vowels in Romanization as shown below:

ya1-pin1: ၵ

ကျ "kj"	ချ "ch"	ဂျ "j"	ပျ "py"	ဖျ "pfy"	ဗျ "by"	မျ "my"
---------	---------	--------	---------	----------	---------	---------

ya1-yit: ၵ

ၵ "kj"	ၶ "ch"	ၷ "py"	ၸ "pfy"	ၹ "my"
--------	--------	--------	---------	--------

ha1- hto3 丿

ㄥ "hng" ㄩ "hny" ㄣ "hn" ㄨ "hm" ㄑ "sh" ㄩ "hl"

wa1-hsweare3: △

ㄨ "kw" ㄨ "khw" ㄨ "gw" ㄥ "ngw" ㄨ "sw" ㄨ "hsw" ㄩ "nyw"
 ㄨ "tw" ㄨ "htw" ㄨ "dw" ㄨ "nw" ㄨ "pw" ㄨ "pfw" ㄨ "bw"
 ㄨ "bw" ㄨ "mw" ㄨ "yw" ㄨ "yw" ㄨ "lw" ㄨ "thw"

wa1-hsweare3 ha1- hto3 △

ㄩ "hnyw" ㄨ "hnw" ㄨ "hmw" ㄨ "shw" ㄩ "hlw"

§76. **Step 3:** Figure out how the **consonant** will sound with vowel and tone symbols by filling in the blank ". Example:

Left side	Consonant " " plus symbols	Right side	Right End	Consonant + Vowel
ㄥ	ㄨ	◦		"l" + ay3 = lay3

Matching Sequence: left - top - bottom - right. Scroll down if nothing is on the left or top of the letter.

Left side	Consonant " " plus symbols	Right side	Right End	Consonant + Vowel
6				" " + ay2
6	o			" " + ay1
6		o		" " + ay3
6		o or		" " + au3
6		o or		" " + au2
6		o or		" " + au1
6		o or	o	" " + out
6		o or	o	" " + oun2
6		o or	o	" " + oun1
6		o or	o	" " + oun3
	o	o		" " + ate
	o	o		" " + ain2
	o	o		" " + ain1
	o	o	o	" " + ain3
	o	o		" " + ain2
	o	o		" " + ain1

	o	oo	oo	" " + ain3
	o	oo		" " + ate
	o			" " + e1
	o			" " + e2
	o	oo		" " + e3
	o l			" " + o2
	o l	o		" " + o1
	o l	oo		" " + o3
	o l	oo		" " + ike
	o l	oo		" " + ine2
	o l	oo		" " + ine1
	o l	oo	oo	" " + ine3
	o l	oo	oo	" " + ine3
	o l	oo		" " + o2
	o l	oo		" " + o2
	o l			" " + ome2
	o l	o		" " + ome1
	o l	oo		" " + ome3

	◦			" " + un2
	◦ ◦			" " + un1
	/			" " + eare3
	/ ◦			" " + eare1
	l	— l		" " + ome2
	l	— ◦ l		" " + ome1
	l	— l	◦ ◦	" " + ome3
	l	◦ l		" " + ome2
	l	◦ ◦ l		" " + ome1
	l	◦ l	◦ ◦	" " + ome3
	l	◦ ◦ l		" " + oat
	l	◦ l		" " + oat
	l			" " + u1
	ll			" " + u2
	ll	◦ ◦		" " + u3
	△	◦ ◦ l		" " + oot
	△	— l		" " + oon2
	△	— ◦ l		" " + oon1

	△	၆၉	∴	" " + oon3
	△	၆၉		" " + oon2
	△	၆၉		" " + oon1
	△	၆၉	∴	" " + oon3
	△	၆၉		" " + oot
				" " + a1
		၉ or ၇		" " + a2
		၉ or ၇	∴	" " + a3
		၉	၆၉	" " + in2
		၉	၆၉	" " + un2
		၇	၆၉	" " + ut
		၉	၆၉	" " + un2
		၉	၆၉	" " + un2
		၉	၆၉	" " + ut
		၆၉		" " + et
		၆		" " + in2
		၆၉		" " + in2
		၆၉		" " + in1

		လ	◦◦	" " + in3
		စ		" " + it
		ည		" " + in2
		ည◦		" " + in1
		ည	◦◦	" " + in3
		ဒ်		" " + un2
		ဒ်		" " + ut
		ယ		" " + ut
		—		" " + un2
		—◦		" " + un1
		—	◦◦	" " + un3
		၎		" " + un2
		၎◦		" " + un1
		၎	◦◦	" " + un3
		င		" " + ut
		ဒ်		" " + eare2

Practical Examples

§77. The following table shows the spellings of Yangon streets and landmarks. Note that some words are pronounced differently from the way they are spelled.

Burmese	Spelled as	Read as
ဆူးလေဘုရားလမ်း	hsu3-lay2 bu1-ya3 lun3	hsu3-lay2 pfa1-ya3 lun3 Sule Pagoda Road
ဗိုလ်ချုပ်အောင်ဆန်းလမ်း	bo2-choat oun2-hsun3 lun3	bo2-joat oun2-hsun3 lun3 Bogyoke Aung San Road
ဗိုလ်ချုပ်အောင်ဆန်းဈေး	bo2-choat oun2-hsun3 zay3	bo2-joat oun2-hsun3 zay3 Bogyoke Aung San Market
အနော်ရထာလမ်း	a-nau2-ra1-hta2 lun3	a-nau2-ra1-hta2 lun3 Anawrahta Road
မဟာဗန္ဓုလလမ်း	ma1-ha2 bun2-du1-la1 lun3	ma1-ha2 bun2-du1-la1 lun3 Maha Bandoola Road
မဟာဗန္ဓုလပန်းခြံ	ma1-ha2 bun2-du1-la1 pan3- chan2	ma1-ha2 bun2-du1-la1 pan3- chan2 Maha Bandoola Garden
ကုန်သည်လမ်း	kone2-theare2 lun3	kone2-theare2 lun3 Merchant Road

ကမ်းနားလမ်း	kun3-na3 lun3	kun3-na3 lun3 Strand Road
ပန်းဆိုးတန်းလမ်း	pan3-hso3-tan3 lun3	pan3-hso3-dun3 lun3 Pansodan Street
ဆိပ်ကမ်းသာလမ်း	hsate-kun3-tha2 lun3	hsate-kun3-tha2 lun3 Seik Kan Thar Street
ဗိုလ်အောင်ကျော်လမ်း	bo2-oun2-kjau2 lun3	bo2-oun2-jau2 lun3 Bo Aung Kyaw Street
သိမ်ဖြူလမ်း	thain2-pfyu2 lun3	thain2-pfyu2 lun3 Thein Phyu Road
ဗိုလ်တထောင်ဘုရားလမ်း	bo2-ta1-htoun2 bu1-ya3 lun3	bo2-ta1-htoun2 pfa1-ya3 lun3 Botahtaung Pagoda Road
သိမ်ကြီးဈေး	thain2-kji3 zay3	thain2-ji3 zay3 Theingyi Market
ရွှေတိဂုံဘုရားလမ်း	shway2-ti1-gome2 bu1-ya3 lun3	shway2-da1-gome2 pfa1-ya3 lun3 Shwedagon Pagoda Road
လသာလမ်း	la1-tha2 lun3	la1-tha2 lun3 Latha Street
စဉ့်အိုးတန်းလမ်း	sin1-o3-tan3 lun3	sin1-o3-dun3 lun3 Sint Oh Dan Street

အလံပြဘုရားလမ်း	a-lun2-pya1 bu1-ya3 lun3	a-lun2-pya1 pfa1-ya3 lun3 Ah Lan Pya Pagoda Road
ကန်တော်ကြီး	kun2-tau2-kji3	kan2-dau2-ji3 Kan Daw Gyi Lake
ဗဟန်းလမ်း	ba1-hun3 lun3	ba1-hun3 lun3 Bahan Street
တက္ကသိုလ်ရိပ်သာလမ်း	tet-ka1-tho2 yate-tha2 lun3	tet-ka1-tho2 yate-tha2 lun3 University Avenue
အင်းယားကန်	in3-ya3 kun2	in3-ya3 kun2 Inya Lake
လှည်းတန်းလမ်း	hleare3-tan3 lun3	hleare3-dun3 lun3 Hledan Road
အင်းစိန်လမ်း	in3-sain2 lun3	in3-sain2 lun3 Insein Road
ပြည်လမ်းမကြီး	pyay2-lun3 ma1 kji3 / pyi2-lun3 ma1 kji3	pyay2 lun3 ma1 ji3 Pyay Main Road
ကမ္ဘာအေးဘုရားလမ်း	ka1-ba2-ay3 bu1-ya3 lun3	ka1-ba2-ay3 pfa1-ya3 lun3 Kaba Aye Pagoda Road
ရန်ကုန်အပြည်ပြည်ဆိုင်ရာလေဆိပ်	yan2-gome2 a-pyi2-pyi2 hsine2 ya2 lay2 sate	yan2-gome2 a-pyi2-pyi2 hsine2 ya2 lay2 zate Yangon International Airport

Appendix A: Myanmar Alphabet Table

က	ခ	ဂ	ဃ	င
Ka1	Kha1	Ga1	Ga1	Nga1
စ	ဆ	ဇ	ဈ	ည
Sa1	Hsa1	Za1	Za1	Nya1
တ	ထ	ဒ	ဗ	ဏ
Ta1	Hta1	Da1	Da1	Na1
တ	ထ	ဒ	ဇ	ဇ
Ta1	Hta1	Da1	Da1	Na1
ပ	ဖ	ဗ	ဘ	မ
Pa1	Pfa1	Ba1	Ba1	Ma1
ယ	ရ	လ	ဝ	သ
Ya1	Ya1	La1	Wa1	Tha1
ဟ	ဠ	အ		
Ha1	La1	Ah1		

Appendix B: Summary of Myanmar Vowels and Tones

1	2	3	Vowels & Tones
က	ကာ	ကား	Ka1, Ka2, Ka3
ခိ	ခိ	ခိး	Ki1, Ki2, Ki3
ကု	ကု	ကုး	Ku1, Ku2, Ku3
ကို	ကို	ကိုး	Ko1, Ko2, Ko3
ကေး	ကေး	ကေးး	Kay1, Kay2, Kay3
ကော	ကော	ကေား	Kau1, Kau2, Kau3
ကန်	ကန်	ကန်း	Kun1, Kun2, Kun3
ကင်	ကင်	ကင်း	Kin1, Kin2, Kin3
ကယ်	ကယ်	ကဲ	Keare1,2,3
ကိန်	ကိန်	ကိန်း	Kain1, Kain2, Kain3
ကုန်	ကုန်	ကုန်း	Kome1,2,3
ကိုင်	ကိုင်	ကိုင်း	Kine1, Kine2, Kine3
ကွန်	ကွန်	ကွန်း	Koon1, Koon2, Koon3
ကောင့်	ကောင့်	ကောင့်း	Koun1, Koun2, Koun3

1	2	3	Consonants Modified
ကွ	ကွာ	ကွား	Kwa1, Kwa2, Kwa3
ကြည့်	ကြည်	ကြည့်း	Kji1, Kji2, Kji3
ပြ	ပြု	ပြုး	Pyu1, Pyu2, Pyu3
မြို့	မြို့	မြို့း	Myo1, Myo2, Myo3
ပြည်	ပြည်	ပြေ	Pyay1, Pyay2, Pyay3
ပျော့	ပျော်	ပျော့	Pyau1,2,3
ကြံ့	ကြံ့	ကြံ့း	Kyun1, Kyun2, Kyun3
ရှင်	ရှင်	ရှင်း	Shin1, Shin2, Shin3
ကွယ်	ကွယ်	ကွဲ	Kweare1,2,3
ညှိမ်	ညှိမ်	ညှိမ်း	Nyain1,2,3
ကျံ့	ကျံ့	ကျံ့း	Kyome1,2,3
ချိုင့်	ချိုင့်	ချိုင်း	Chime1,2,3
ညွှန်	ညွှန်	ညွှန်း	Nyoon1, Hnyoon2,3
ဖြောင့်	ဖြောင့်	ဖြောင့်း	Pfyou1,2,3

ကိတ် ကိပ် ကိစ္စ	kate
ကက်	ket
ကွတ် ကွပ်	koot
ကောက်	kout
ကိုက်	kite
ကတ် ကပ်	kut / kup
ကုတ် ကုပ်	koat
ကစ်	Kit

Revision History

A	2013-11-13	Original Release.
B	2014-12-30	Revised and standardized the romanization.
C	2015-01-06	Minor improvements plus Table of Contents with page numbers and Appendix section added.
D	2015-06-02	Sections expanded to include more examples. Standardized the variations in the terms for tonal change symbols with the usage by the Myanmar Language Commission. New section on practical examples added. Improvements made in presentation format.
E	2017-03-20	A section on Quick Reference Steps added. Explanation notes are made clearer by adding script and symbols. Two images added to Appendix B.



Myanmar Script Learning Guide

Burmese 1,2,3 Tone System is Developed by Naing Tin-Nyunt-Pu

Copyright © 2013-2015, Naing Tinnyuntpu & Asia Pearl Travels. All Rights Reserved.

Free to use. Free to distribute without charge.

website: <http://www.asiapearltravels.com/language/lesson33.php>

email: naing.tin@gmail.com

